

Government of Rajasthan

Home Department

Getting Started Guide & User Manual For Citizen

NOC for setting up of Explosives Manufacturing, Storage, Sale, Transport

1. Introduction:-

The applicant desiring to obtain a licence from Chief Controller or Controller for setting up of Explosives Manufacturing, Storage, Sale, Transport under the ***Explosive Act, 1884*** and ***Explosive Rules, 2008***, shall apply to the District Magistrate/Commissioner of Police in FORM AE-12 annexed in explosive Rule with required documents for NO OBJECTION CERTIFICATE. The provision for NOC is defined in rule 103 of Explosive Rules, 2008.

2. Necessary documents (Check-List) to be attached:-

- | | |
|------------|--|
| 8.1 | Passport size photograph of the individual/ all Occupiers (with signature in front). |
| 8.2 | Date of Birth related document (Birth Certificate, 10th Marksheet etc.) |
| 8.3 | Proof of Identity (Aadhaar Card, Voter Id etc.). |
| 8.4 | Criminal information affidavit. |
| 8.5 | Premises/ Shop ownership documents. |
| 8.6 | Blueprint showing the area around the premises/ shop and its surroundings. |
| 8.7 | Experience certificate related to explosive maintenance and storage.(Not mandatory) |
| 8.8 | Other Document from Rules. (Not mandatory) |

3. Procedure for online application submission:-



HOME DEPARTMENT eSERVICES

ONLINE APPLICATION SUBMISSION PROCEDURE

Application for Grant of NOC under The Explosives Rules, 2008 (FORM: AE-12)
(As per Rule-113 of The Explosives Rules, 2008)

1. Applicant sign-in (login) to RajSSO (<https://sso.rajasthan.gov.in>) portal using his/ her SSOID as shown in figure below.

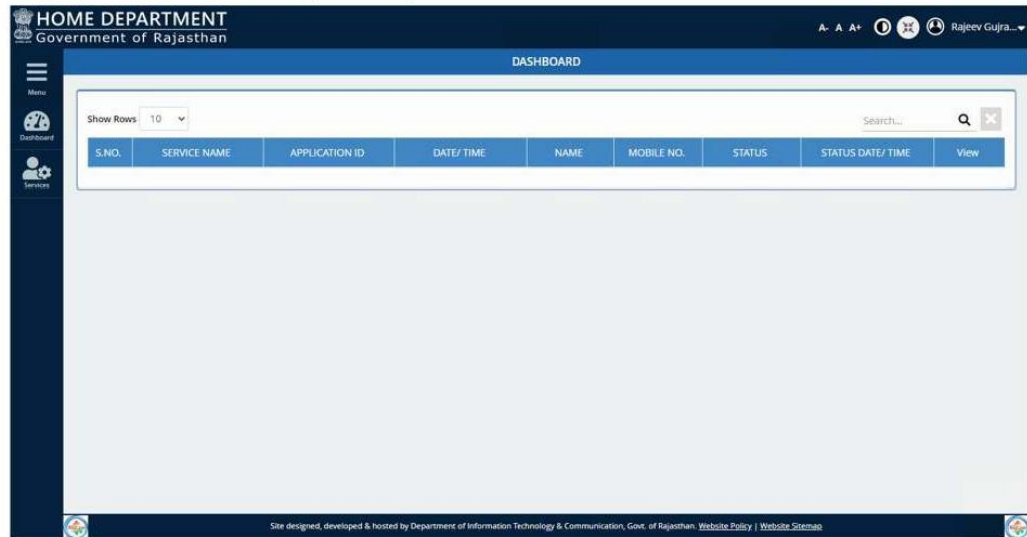
2. After successful sign-in (login), applicant selects “HOME DEPT SERVICES” from the available list of applications as shown in figure below.

Note:- Before proceeding with this step, applicant need to ensure that his/ her AADHAAR number is updated in his/ her PROFILE in RajSSO system as same shall be verified later during application submission. Also, the mobile number updated in AADHAAR should be available with applicant.

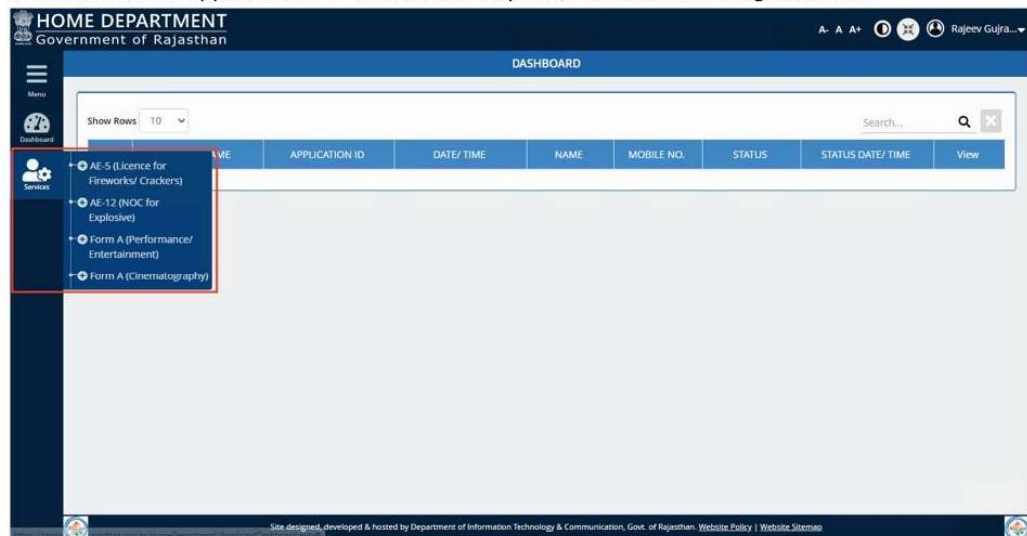


HOME DEPARTMENT eSERVICES

3. Applicant will see the following interface i.e. DASHBOARD where all the applications submitted by him/ her would be listed along with its present status.



4. Applicant clicks on “SERVICES” on the left side on the menu-bar and then selects the appropriate service for which application is to be submitted by him/ her as shown in figure below.





HOME DEPARTMENT eSERVICES

5. For this user manual, applicant will select “AE-12 (NOC FOR EXPLOSIVES)” as shown in figure below.

Note: - This service can be used to submit application for up to 20 different NOCs.

The screenshot shows the HOME DEPARTMENT eSERVICES dashboard for the Government of Rajasthan. The user is logged in as 'Rajeev Gujra...'. The dashboard has a 'Menu' on the left with options: Dashboard, Services, and Profile. The 'Services' menu is expanded, showing a list of services: AE-5 (Licence for Fireworks/ Crackers), AE-12 (NOC for Explosives) (highlighted with a red box), Form A (Performance/ Entertainment), and Form A (Cinematography). The main area displays a table with columns: S.No., APPLICATION ID, DATE/ TIME, NAME, MOBILE NO., STATUS, STATUS DATE/ TIME, and View. The table is currently empty. A search bar is located at the top right of the table area.

6. Applicant is presented with the self-explanatory and user-friendly Combined Application Form (CAF) as shown in the figure below wherein all the mandatory fields are marked with *.

The screenshot shows the Form AE-12: Application for grant of NOC under the Explosives Rules, 2008 (See Rule 113 of the Explosives Rules, 2008). The form is titled 'Form AE-12: Application for grant of NOC under the Explosives Rules, 2008 (See Rule 113 of the Explosives Rules, 2008)'. It includes a sidebar with 'The Explosive Rules, 2008' and 'The Explosive (Amendment) Rules, 2019'. The form is divided into sections: 1. Purpose, 2. NOC required in the following name and address, and 3. NOC required in the following name and address. The '1. Purpose' section has a dropdown menu. The '2. NOC required in the following name and address' section contains fields for Status (Type of Applicant)*, Individual Name (In which NOC and Licence is required)*, Date of Birth*, Gender*, Social Category*, Address Type*, and Aadhaar No. (12 digit)/ Virtual Aadhaar No. (16 digit)*. The '3. NOC required in the following name and address' section contains fields for Father/ Husband Name* and House/ Building/ Apartment No. All mandatory fields are marked with an asterisk (*). The form is designed, developed & hosted by Department of Information Technology & Communication, Govt. of Rajasthan.



HOME DEPARTMENT eSERVICES

HOME DEPARTMENT
Government of Rajasthan

Menu

Dashboard

Services

A- A+ 0 x Rajeev Gujra...

Form AE-12:- Application for grant of NOC under the Explosives Rules, 2008 (See Rule 113 of the Explosives Rules, 2008)

Address Type *
☒ Urban ☐ Rural

House/ Building/ Apartment No.

Street/ Road/ Lane *

Area/ Locality/ Sector *

State *
RAJASTHAN

District *
--Select--

City *
--Select--

Ward Number *
--Select--

Tehsil *

Pin *
302016

Police Station *

Railway Station/ Steamer Ghat *

Mobile *

Email *

Phone No.

Fax

Site designed, developed & hosted by Department of Information Technology & Communication, Govt. of Rajasthan. Website Policy | Website Sitemap

HOME DEPARTMENT
Government of Rajasthan

Menu

Dashboard

Services

A- A+ 0 x Rajeev Gujra...

Form AE-12:- Application for grant of NOC under the Explosives Rules, 2008 (See Rule 113 of the Explosives Rules, 2008)

3. Proposed Premises details

Address same as above *
☒ Yes ☐ No

4. Quantity of Explosives proposed to be manufactured/ possessed for the purpose stated at serial No. 1 above

Name and Description *

Class *

Division (if any)

Quantity (At any one time) *

Quantity (In one month) *

Add

Other details

7(a). Whether convicted under any offence or ordered to execute bond under Chapter-VIII of Code of Criminal Procedure, 1973, during the last 10 years?
☐ Yes ☒ No

7(b). Particulars of other Licenses: I/ We possess under Explosives Act, 1884.
☐ Yes ☒ No

7(c). Have you obtained approval as required under Rule 101 from the competent authority?
(Note: Please enclose the approval letter, approved drawing(s), other enclosures)
☐ Yes ☒ No

Site designed, developed & hosted by Department of Information Technology & Communication, Govt. of Rajasthan. Website Policy | Website Sitemap



HOME DEPARTMENT eSERVICES

HOME DEPARTMENT
Government of Rajasthan

A- A+ ⓘ ⌂ Rajeev Gujra...

Form AE-12:- Application for grant of NOC under the Explosives Rules, 2008 (See Rule 113 of the Explosives Rules, 2008)

7(d). Any other relevant information.
Max: 350 Characters

8. Attachments

Note: Valid File Types: JPG, JPEG, PDF, Max. File Size: 2 MB per attachment

8.1	Passport size photograph of the Individual/ all Occupiers (with signature in front). *	Upload File *	📎
8.2	Date of Birth related document (Birth Certificate, 10th Marksheet etc.). *	Upload File *	📎
8.3	Proof of Identity (Aadhaar Card, Voter Id etc.). *	Upload File *	📎
8.4	Criminal information affidavit. *	Upload File *	📎
8.5	Premises/ Shop ownership documents. *	Upload File *	📎
8.6	Blueprint showing the area around the premises/ shop and its surroundings. *	Upload File *	📎
8.7	Experience certificate related to explosive maintenance and storage.	Upload File	📎
8.8	Other Document from Rules.	Upload File	📎

Declarations

Site designed, developed & hosted by Department of Information Technology & Communication, Govt. of Rajasthan. Website Policy | Website Sitemap

HOME DEPARTMENT
Government of Rajasthan

A- A+ ⓘ ⌂ Rajeev Gujra...

Form AE-12:- Application for grant of NOC under the Explosives Rules, 2008 (See Rule 113 of the Explosives Rules, 2008)

Note: Valid File Types: JPG, JPEG, PDF, Max. File Size: 2 MB per attachment

8.1	Passport size photograph of the Individual/ all Occupiers (with signature in front). *	Upload File *	📎
8.2	Date of Birth related document (Birth Certificate, 10th Marksheet etc.). *	Upload File *	📎
8.3	Proof of Identity (Aadhaar Card, Voter Id etc.). *	Upload File *	📎
8.4	Criminal information affidavit. *	Upload File *	📎
8.5	Premises/ Shop ownership documents. *	Upload File *	📎
8.6	Blueprint showing the area around the premises/ shop and its surroundings. *	Upload File *	📎
8.7	Experience certificate related to explosive maintenance and storage.	Upload File	📎
8.8	Other Document from Rules.	Upload File	📎

Declarations

☐ I/ We hereby certify that the above particulars given by me/us are correct, nothing therein has been concealed and there is no title dispute pertaining to the site of the proposed premises. Therefore, NOC may be granted to me /us as per Rule 103 of the Explosives Rules, 2008 in format specified in Part 2 of Schedule V of the Explosives Rules, 2008.
Statutory Warning: Mishandling and misuse of explosives shall constitute serious criminal offence under the law.

Submit Close

Site designed, developed & hosted by Department of Information Technology & Communication, Govt. of Rajasthan. Website Policy | Website Sitemap



HOME DEPARTMENT eSERVICES

7. After filling all the mandatory inputs, uploading the required supporting documents (attachments) and accepting the declaration as shown above, applicant clicks the SUBMIT button to submit the application and is prompted to confirm the submission as shown in figure below.

The screenshot shows the 'Form AE-12- Application for grant of NOC under the Explosives Rules, 2008'. The form includes fields for personal details, address, and supporting documents. A confirmation alert is displayed in the center, asking 'Are you sure?' with 'Yes' and 'No' buttons. The 'Yes' button is highlighted. The form also includes a declaration section with a checked box and a 'Submit' button.

8. Upon clicking the YES button, applicant is re-directed to authenticate his/ her AADHAAR number as shown in figure below.

The screenshot shows the 'Form AE-12- Application for grant of NOC under the Explosives Rules, 2008'. The form includes fields for personal details, address, and supporting documents. A confirmation alert is displayed in the center, asking 'Are you sure?' with 'Yes' and 'No' buttons. The 'Yes' button is highlighted. The form also includes a declaration section with a checked box and a 'Submit' button.

9. Applicant clicks the first checkbox to give his/ her consent for AADHAAR authentication and then clicks on SEND OTP button to receive the SMS containing OTP on his/ her mobile number registered with AADHAAR as shown in figure below.

10. Applicant enters the OTP received and then clicks the VERIFY OTP button to validate it from AADHAAR Server as shown in the figure below.

HOME DEPARTMENT

Government of Rajasthan

A - A + ⓘ ✕ Rajeev Gujra...

Form AE-12:- Application for grant of NOC under the Explosives Rules, 2008 (See Rule 113 of the Explosives Rules, 2008)

XXXX-XXXX-1860 हिन्दी Eng

किम्बोडिट

आँखियां

ओटीपी

☒ मैं एक्सप्लोजिव घोषणा करता हूँ कि मुझे आधार अंतर्गत प्रमाणिकरण प्रप्तगी के साथ अपने आप को प्रमाणित करने में कोई बाधा नहीं है और मैं अपना आवासीय प्रमाणिकरण/ इकॉनॉमिस्ट्री के लिए अपने आधार संख्या, सोसोनॉमिस्ट्री और या ओटीपी स्ट्रुअ करने के लिए सहमति देता/ देती हूँ। अपना विवरण से मोबाइल नंबर और ईमेल तक पहुंचने के लिए मैं अपनी सत्य सहमति भी देता/ देती हूँ।

ओटीपी (एच टाइम पासवर्ड)

नोट: आधार ओटीपी केवल 10 मिनट के लिए वैध होता है।

ओटीपी मान्य करें

रद्द करें

v2.7.1

Declarations

☒ I/ We hereby certify that the above particulars given are true and correct. Therefore, NOC may be granted to me/us as per Rule 113 of the Explosives Rules, 2008.

Statutory Warning: Mishandling and misuse of explosives shall constitute serious criminal offence under the law.

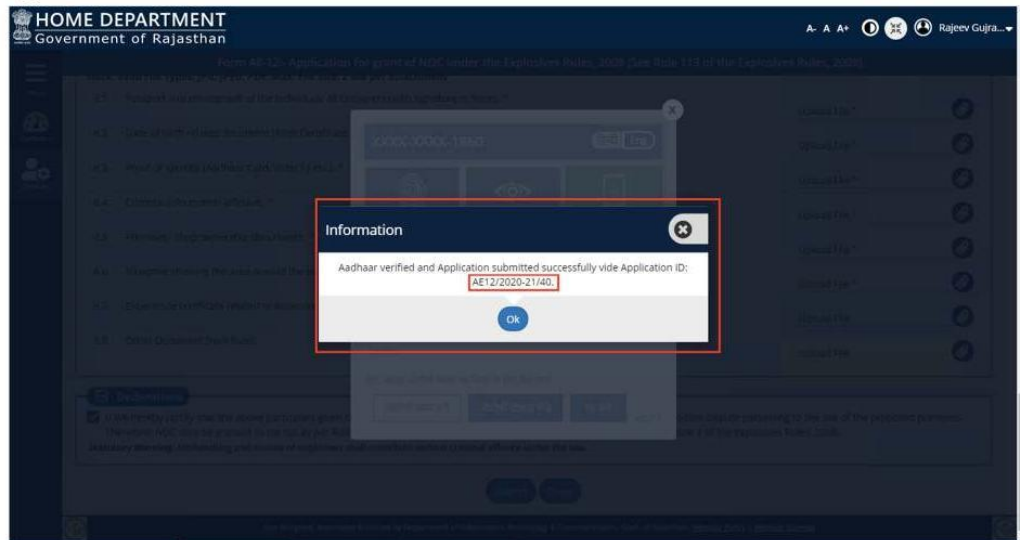
Submit

Close

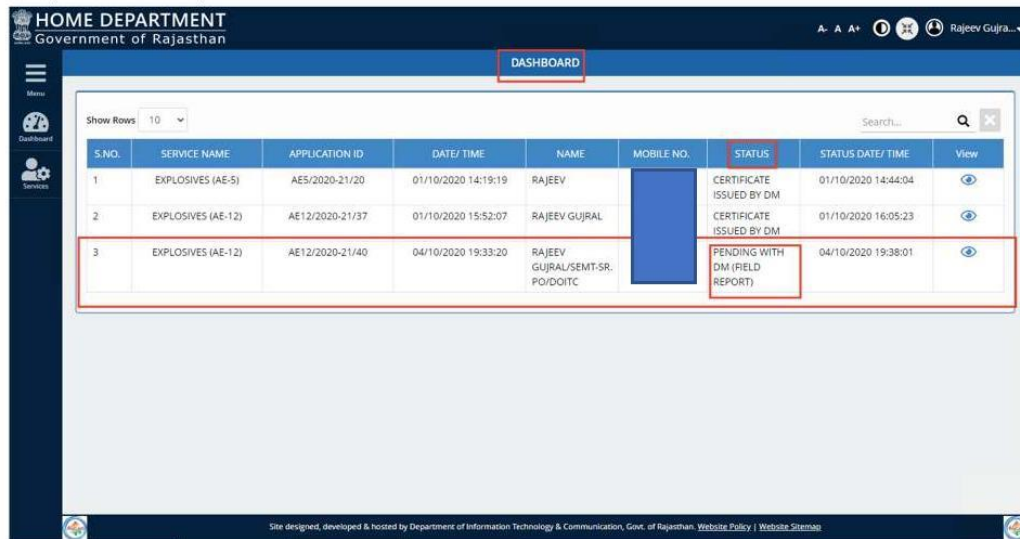


HOME DEPARTMENT eSERVICES

11. Post-successful AADHAAR verification/ authentication, application is submitted and a confirmation message is displayed to the applicant as shown in the figure below. In addition to this, system also sends a confirmation message to the applicant using a SMS and an EMAIL which applicant can use for future reference.



12. Upon clicking the OK button, system redirects the applicant back to DASHBOARD wherein he/ she can now see the application submitted by him/ her along with its current status as PENDING WITH DM (FIELD REPORT).



Note: - Applicant can click on the VIEW button (eye symbol on the right side) to see the application and other proceeding details till its disposal by DM. The system also notifies the applicant in real-time using SMS and EMAIL about every action performed by any government officer on his/ her application.

4. Timelines for delivery of service:-

The District Magistrate/Commissioner of Police shall complete the enquiry within a period of three months and such authority shall after being satisfied, grant No Objection Certificate along with site plan duly signed and sealed by such authority or convey his refusal for granting No Objection Certificate with reasons thereof in writing as expeditiously as possible but not later than six months from the date of receipt of application from the applicant.

5. Fee for grant of NOC :-

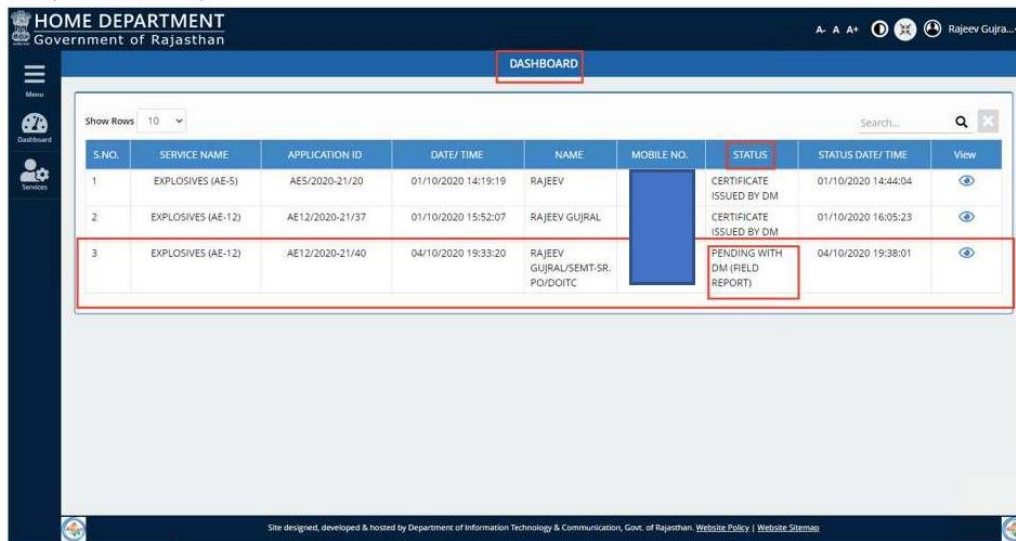
There is no Fee for grant NOC.

6. Requirement of physical touch point between applicant and the Department/Agency:-

There shall be no physical touch between applicant and the office of District Magistrate/Commissioner of Police; although proposed premises/site where performance / entertainment are organized will be inspected by the concerned department/office.

7. How to track the status of the application:-

12. Upon clicking the OK button, system redirects the applicant back to DASHBOARD wherein he/ she can now see the application submitted by him/ her along with its current status as PENDING WITH DM (FIELD REPORT).



The screenshot shows the 'HOME DEPARTMENT Government of Rajasthan' dashboard. A table lists applications with columns: S.NO., SERVICE NAME, APPLICATION ID, DATE/ TIME, NAME, MOBILE NO., STATUS, STATUS DATE/ TIME, and View. The third row is highlighted with a red box, showing an application with status 'PENDING WITH DM (FIELD REPORT)'.

S.NO.	SERVICE NAME	APPLICATION ID	DATE/ TIME	NAME	MOBILE NO.	STATUS	STATUS DATE/ TIME	View
1	EXPLOSIVES (AE-5)	AE5/2020-21/20	01/10/2020 14:19:19	RAJEEV		CERTIFICATE ISSUED BY DM	01/10/2020 14:44:04	
2	EXPLOSIVES (AE-12)	AE12/2020-21/37	01/10/2020 15:52:07	RAJEEV GUJRAL		CERTIFICATE ISSUED BY DM	01/10/2020 16:05:23	
3	EXPLOSIVES (AE-12)	AE12/2020-21/40	04/10/2020 19:33:20	RAJEEV GUJRAL/SEMT-SR. PO/DOITC		PENDING WITH DM (FIELD REPORT)	04/10/2020 19:38:01	

Note: - Applicant can click on the VIEW button (eye symbol on the right side) to see the application and other proceeding details till its disposal by DM. The system also notifies the applicant in real-time using SMS and EMAIL about every action performed by any government officer on his/ her application.

8. How to Download License:

To download the license, the applicant can login on the portal and download his license / permission certificate by looking at the application form. It is attached in the certificate section of the application. Alternatively, it is also sent to their email address given in the application form.

HOME DEPARTMENT
Government of Rajasthan

Form AE-12 NOC for Explosive Details (AE12/2020-21/40)

S.No.	Document Description	Action
8.1	Passport size photograph of the individual/ all Occupiers (with signature in front). *	Download
8.2	Date of Birth related document (Birth Certificate, 10th Marksheet etc.). *	Download
8.3	Proof of Identity (Aadhaar Card, Voter Id etc.). *	Download
8.4	Criminal Information affidavit. *	Download
8.5	Premises/ Shop ownership documents. *	Download
8.6	Blueprint showing the area around the premises/ shop and its surroundings. *	Download
8.7	Experience certificate related to explosive maintenance and storage.	Download
8.8	Other Document from Rules.	Download

9. Certificate

Download

Audit Trail

S.NO.	STATUS DATE/ TIME	STATUS	REMARKS	ATTACHMENT
1	04/10/2020 19:33:20	PENDING WITH APPLICANT (AADHAAR AUTH.)		
2	04/10/2020 19:38:01	PENDING WITH DM (FIELD REPORT)		
3	05/10/2020 11:15:05	PENDING WITH SP/ DCP, CFO etc.	OK	
4	05/10/2020 11:16:52	PENDING WITH SP/ DCP, CFO etc.	OK	
5	05/10/2020 11:23:27	PENDING WITH SP/ DCP, CFO etc.	OK	
6	05/10/2020 12:02:29	NOC UPLOADED BY SP/ DCP	ALL OK, NOC CAN BE ISSUED.	
7	05/10/2020 12:12:22	NOC UPLOADED BY CFO	ALL OK, NOC CAN BE ISSUED.	
8	05/10/2020 12:12:22	PENDING WITH DM (CERT. ISSUANCE)		
9	05/10/2020 15:18:02	CERTIFICATE ISSUED BY DM	OK	

Close

Site designed, developed & hosted by Department of Information Technology & Communication, Govt. of Rajasthan. Website Policy | Website Sitemap

THANKS!